

# Technical data sheet

## Type 627V

### Non return valve

### System 05

#### Applications and special features



- Can be installed horizontally or vertically facing upwards.
- Compact
- Robust and reliable
- Simple design, easy installation

#### Technical description

DN mm	PN	PFA en bar	PS - bar				Cat.	References	Vvs-nr
			L1	L2	G1	G2			
40	10/16	16	10	10	10	10	I	149F021226	
50	10/16	16	10	10	10	10	I	149F021227	
65	10/16	16	10	10	10	10	I	149F021228	
80	10/16	16	10	10	10	10	I	149F021318	
100	10/16	16	10	10	10	10	I	149F021319	
125	10/16	16	10	10	0,5	10	I	149F021320	
150	10/16	16	10	10	0,5	10	I	149F021321	
200	10	10	10	10	0,5	10	I	149F021322	
250	10	10	10	10	0,5	10	I	149F021323	
300	10	10	10	10	0,5	10	I	149F021324	

#### Important notice:

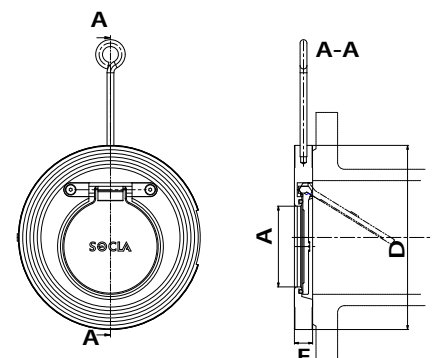
The indicated pressure for the different categories of fluids (L1/L2/G1/G2) is under no condition a guarantee of use. Therefore, it is essential to validate the use of products under given operating conditions.

NB : PN16 version : Please consult us

- **Connection** : Between flanges PN see table.
- **Permissible operating pressure PFA - water**-(for supply, distribution and disposal of water) : see table
- **Maximum permissible pressure PS -other mediums** : see table
- **Maximum service velocity** : 5m/s
- **θ** Mini. -10 °C  
Maxi. 150 °C
- **Mediums** : Clear liquids, hydrocarbons
- **Approvals** : - PED 97/23/CE
- **International construction Standards** :  
CE conformity Directive 97/23/CE  
Flange drilling according to EN 1092 series 2

#### Overall dimensions

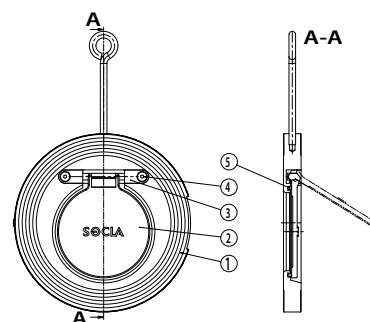
DN mm	A mm	D mm	E mm
40	22	94	16
50	32	106	16
65	42	129	16
80	53	144	16
100	71	162	16
125	94	194	16
150	114	220	19
200	164	275	28
250	199	331	32
300	240	380	38



## Technical data sheet Type 627V - Non return valve

### Spare parts list and materials

Nb	Description	Materials	EURO	ANSI
1	CASING	Stainless steel	GX5CrNiMo19-11-2	AISI 316
2	DISC	Stainless steel	GX5CrNiMo19-11-2	AISI 316
3	DISC HOLDING	Stainless steel	X5CrNi18-10	AISI 304
4	SCREW	Stainless steel	X5CrNi18-10	AISI 304
5	SEAL	FKM		

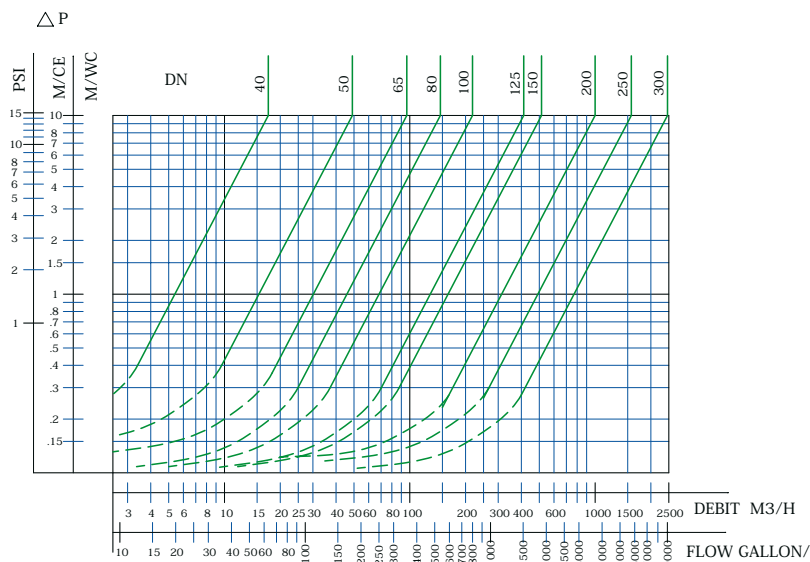


### Working principle

DN	Opening pressure mm/WC	Kv	$\varnothing$
mm	near zero	m <sup>3</sup> /H	
40		17,3	13,76
50		49	4,19
65		93	3,25
80		141,8	3,3
100		218	3,34
125		412	2,29
150		514	3,06
200		1 069	2,23
250		1 569	2,54
300		2 459	2,14

#### Direction for use :

- Solid line : Valve completely open
- Dotted line : opening stage of valve



Socla can accept no responsibility for possible errors in catalogue, brochures and other printed material. Socla reserve the right to alter its products without notice. This also applies to products already agreed. All trademarks in this material are the property of the respective companies. All right reserved.

### Socla SAS

365 rue du lieutenant Putier  
71530 VIREY LE GRAND  
Postal address : BP 10273  
71107 CHALON SUR SAONE Cedex

Tel : 33 3 85 97 42 52  
Fax : 33 3 85 97 97 42  
<http://www.socla.com>  
e-mail: [commerfr@socla.com](mailto:commerfr@socla.com)